


# IRIS®



**PN3120**

3" NON IC PLATFORM

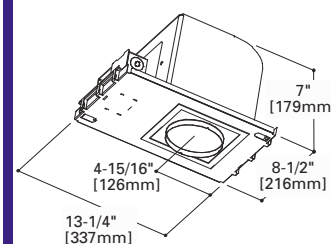
A, R, PAR Incandescent



IRIS 3" platforms utilize PAR16 or PAR20 lamps to deliver powerful beams of light from a diminutive 3.5" aperture.

Platform accepts Optical Elements for downlighting, accent lighting wall washing and shower lighting applications.

Optical elements can be changed after installation to adapt the fixture to changing lighting needs as artwork, furniture or other home features are changed.



Ceiling Cutout  
4 3/8" [111mm]

## DESCRIPTION

A specification-grade residential platform dedicated for line voltage A19, PAR16 or PAR20 lamps. Platform is airtight, **but insulation must be kept 3" away from fixture.**

A complete fixture requires an IRiS optical element.

### Features

Optical matte black powder coat inside platforms for a visually dark interior

Junction box is listed for 6 #14AWG 90° conductors with four 1/2" pryouts.

Hot dipped galvanized 20 gauge steel frame with built in 1/2 inch plaster lip. Gunsights allow for consistent alignment. One piece 20 gauge steel housing for seamless construction is painted matte black for a visually dark interior.

Junction box with 18 cubic inches, listed for 4#12 AWG or 6#14 AWG 90° C additional feed through conductors, has five 1/2 inch pryouts.

No Flex® bar hangers with positive locking, for use with

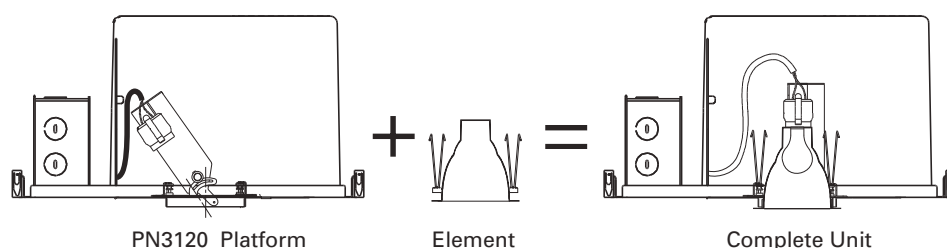
wood, engineered wood and steel frame joists spaced up to 24" O.C. ship with platform. For use in T-bar ceilings order accessory MBCLP. Nailless barb and locator lip provide consistent installation height.

### Listings

CUL and UL Listed for Damp Location

CUL and UL listed for Feed Through

CUL wet location when used with select elements



## ACCESSORIES FOR 3" PLATFORMS

**MBCLP:** Mounting bar clips to accommodate grid and T-bar ceiling systems. Clips push onto mounting bars and allow platforms to be installed in 24" O.C. grids. One package contains enough clips to mount 10 platforms; i.e. 40 clips.

**PLE3:** Plaster lip extensions allow IRiS Platforms to be installed in ceilings up to 2" thick. They are field installed onto the platform. For ceilings less than 2" thick, PLE's are easily field cut for optimal installation and are suitable for all Elements. Made from one-piece spun steel (22 gauge) for true round aperture. All surfaces are black polyester powder coated. Ideal for plaster or skim coat ceilings. PLE 3 fits P3120, PN3120, P3MR, and PN3MR.

**FMC3:** A field installed Flush Mount Collar\* which allows the element flange to sit flush with the finished ceiling. Collar installs onto plaster lip when platform is mounted. After ceiling is installed finish contractor adjusts collar to proper height and applies skim coat up to edge of collar. Collar adjusts for any ceiling thickness between 5/8" to 1". Lensed Wall Wash and Shower elements should not be used with FMC as they will be difficult to remove for re-lamping. Self Flanged elements may not be used with FMC accessory. FMC3 fits P3120, PN3120, P3MR, and PN3MR.